



GENERAL CONTRACTOR



CATALOGO GENERALE ATTREZZATURE PER LO SPORT



AZIENDA CERTIFICATA EN 1090 / MANUFACTURER CERTIFICATION EN 1090



FM 579557

PRODOTTI CON CERTIFICATO DI CONFORMITÀ ALLE NORME:

CERTIFIED ITEMS ACCORDING TO:

UNI EN 1510 IMPIANTI TENNIS / TENNIS POSTS

UNI EN 1271 IMPIANTI PALLAVOLO / VOLLEYBALL SYSTEMS

UNI EN 1270 IMPIANTI BASKET / BASKET SYSTEMS

UNI EN 748 PORTE CALCIO / SOCCER GOALS

UNI EN 749 PORTE CALCETTO E PALLAMANO / FUTSAL AND HANDBALL GOALS

**UNI EN 16579 PORTE PER CAMPI DA GIOCO UTILIZZATI PER ALLENAMENTO,
COMPETIZIONI O GIOCO RICREATIVO / FIELD GOALS USED FOR COMPETITION,
TRAINING OR RECREATIONAL PLAY**

RILASCIATI DA

ISSUED BY



**BUREAU
VERITAS**









Arredamento spogliatoio / Forniture

cod. **10900/E**

Panca spogliatoio semplice con seduta a listoni di pino verniciato al naturale, lunghezza mt 2.

2-m long bench, painted steel tube construction Ø mm 35, seat made of painted wood planks.

cod. **10900/1E**

Panca spogliatoio semplice con seduta a listoni di pino verniciato al naturale, lunghezza mt 1.

1-m long bench, painted steel tube construction Ø mm 35, seat made of painted wood planks.

cod. **10901/E**

Panca spogliatoio con seduta e schienale a listoni di pino verniciato al naturale, lunghezza mt 2.

2-m long bench, painted steel tube construction Ø mm 35, seat and backrest made of painted wood planks.

cod. **10901/1E**

Panca spogliatoio con seduta e schienale a listoni di pino verniciato al naturale, lunghezza mt 1.

1-m long bench, painted steel tube construction Ø mm 35, seat and backrest made of painted wood planks.

cod. **10902/E**

Panca spogliatoio con seduta, schienale e appendiabiti a listoni di pino verniciato al naturale, lunghezza mt 2.

2-m long bench, painted steel tube construction Ø mm 35, seat, backrest and coat rail made of painted wood planks.

cod. **10902/1E**

Panca spogliatoio con seduta, schienale e appendiabiti a listoni di pino verniciato al naturale, lunghezza mt 1.

1-m long bench, painted steel tube construction Ø mm 35, seat, backrest and coat rail made of painted wood planks.

cod. **10902/ED**

Panca spogliatoio doppia a isola con seduta, schienale e appendiabiti a listoni di pino verniciato al naturale, lunghezza mt 2.

Two-side 2-m long bench, painted steel tube construction Ø mm 35, seat, backrest and coat rail made of painted wood planks.

cod. **10902/1ED**

Panca spogliatoio doppia a isola con seduta, schienale e appendiabiti a listoni di pino verniciato al naturale, lunghezza mt 1.

Two-side 1-m long bench, painted steel tube construction Ø mm 35, seat, backrest and coat rail made of painted wood planks.

cod. **10903/E**

Panca spogliatoio con seduta, schienale, appendiabiti e portaborse a listoni di pino verniciato al naturale, lunghezza mt 2.

2-m long bench, painted steel tube construction Ø mm 35, seat, backrest, coat rail and bag rack made of painted wood planks.

cod. **10903/ED**

Panca spogliatoio doppia a isola con seduta, schienale, appendiabiti e portaborse a listoni di pino verniciato al naturale, lunghezza mt 2.

Two-side 2-m long bench, painted steel tube construction Ø mm 35, seat, backrest, coat rail and bag rack made of painted wood planks.

cod. **10903/1E**

Panca spogliatoio con seduta, schienale, appendiabiti e portaborse a listoni di pino verniciato al naturale, lunghezza mt 1.

1-m long bench, painted steel tube construction Ø mm 35, seat, backrest, coat rail and bag rack made of painted wood planks.

cod. **10903/1ED**

Panca spogliatoio doppia a isola con seduta, schienale, appendiabiti e portaborse a listoni di pino verniciato al naturale, lunghezza mt 1.

Two-side 1-m long bench, painted steel tube construction Ø mm 35, seat, backrest, coat rail and bag rack made of painted wood planks.

cod. **10908/E**

Attaccapanni a listoni di pino verniciato al naturale da fissare a parete, con 8 grucce in pvc, lunghezza mt 2.

Wall-mounted, 2-m long coat rail made of varnished wood with 8 hooks.

cod. **10908/1E**


Attaccapanni a listoni di pino verniciato al naturale da fissare a parete, con 4 grucce in pvc, lunghezza mt 1.

Wall-mounted, 1-m long coat rail made of varnished wood with 4 hooks.

cod. **10909/E**

Attaccapanni con portaborse a listoni di pino verniciato al naturale da fissare a parete, con 8 grucce in pvc, lunghezza mt 2.

Wall-mounted, 2-m long coat rail made of varnished wood with 8 hooks and wooden bag rack on top.



cod. **10909/1E**

Attaccapanni con portaborse a listoni di pino verniciato al naturale da fissare a parete, con 4 grucce in pvc, lunghezza mt 1.

Wall-mounted, 1-m long coat rail made of varnished wood with 8 hooks and wooden bag rack on top.

cod. **10912/E**

Pedana poggiapiedi a listoni di legno di pino verniciato al naturale, lunghezza mt 2.

Footrest board made of natural varnished wood planks, length 2 m.

cod. **10912/1E**

Pedana poggiapiedi a listoni di legno di pino verniciato al naturale, lunghezza mt 1.

Footrest board made of natural varnished wood planks, length 2 m

cod. **10596**

Pedana poggiapiedi componibile in PVC, moduli da cm. 33,5x33,5 al pezzo.

PVC board with modules size cm 33.5x33.5



Panca spogliatoio ribaltabile / Tip-up locker-room bench

cod. **10904/E**

Panca spogliatoio semplice ribaltabile con fissaggio a parete, seduta a listoni di pino verniciato al naturale, lunghezza mt 2.

Simple tip-up bench, length m 2, seat made of painted wood planks.

cod. **10904/1E**

Panca spogliatoio semplice ribaltabile con fissaggio a parete, seduta a listoni di pino verniciato al naturale, lunghezza mt 1.

Simple tip-up bench, length m 1, seat made of painted wood planks.

cod. **10905/E**

Poggiaschiena a listoni di pino verniciato al naturale da fissare a parete, lunghezza mt 2.

Wooden backrest, length 2 m.

cod. **10905/1E**

Poggiaschiena a listoni di pino verniciato al naturale da fissare a parete, lunghezza mt 1.

Wooden backrest, length 1 m.



Macchina lavasciuga / Floor Cleaner & Dryer



cod. **14000**

Macchina lavasciuga, carrozzeria e serbatoio in materiale plastico, telaio protetto con trattamenti anticorrosione, comandi azionabili dal posto di guida, manubrio ad altezza regolabile larghezza lavoro cm 45,5 m 2 ora 1595.

Floor cleaning and drying machine, plastic body and tank, rust-proof frame, controls can be operated from the steering place, adjustable-height handlebars, working width cm 45.5, 2 meters - now 1595.



Panca spogliatoio e piscina / Bench for locker-rooms and swimming-pools



cod. **10900/A**

Panca spogliatoio e piscina semplice in alluminio con seduta a doghe di alluminio con inserto in pvc colorato, lunghezza mt 2.

2-m long aluminium bench; seat made of aluminium planks with a coloured pvc insert.

cod. **10900/1A**

Panca spogliatoio e piscina semplice in alluminio con seduta a doghe di alluminio con inserto in pvc colorato, lunghezza mt 1.

1-m long aluminium bench; seat made of aluminium planks with a coloured pvc insert.

cod. **10901/A**

Panca spogliatoio e piscina in alluminio con seduta e schienale, a doghe di alluminio con inserto in pvc colorato, lunghezza mt 2.

2-m long aluminium bench; seat and backrest made of aluminium planks with a coloured pvc insert.

cod. **10903/A**

Panca spogliatoio e piscina in alluminio con seduta, schienale, appendiabiti e portaborse a doghe di alluminio con inserto in pvc colorato, lunghezza mt 2.

2-m long aluminium bench; seat, backrest, coat rail and bag rack made of aluminium planks with a coloured pvc insert.

cod. **10903/1A**

Panca spogliatoio e piscina in alluminio con seduta, schienale, appendiabiti e portaborse a doghe di alluminio con inserto in pvc colorato, lunghezza mt 1.

1-m long aluminium bench; seat, backrest, coat rail and bag rack made of aluminium planks with a coloured pvc insert.

cod. **10925**
Specchio a parete con cornice in plastica Ø 50.

Wall mirror with plastic frame, Ø 50.



cod. **10929/4A**
Porta-salviette a parete, capacità 600 pz, dim. cm 36,9x28x10,2 in acciaio inox lucido.

Wall-mounted paper-towel dispenser, capacity 600 pcs., size cm 36.9x28x10.2 in glossy stainless steel.



Asciugacapelli elettrico Electric hairdryer

cod. **10924/F**
Da parete con tubo flessibile, esterno in abs, interno autoestinguente, temporizzatore di sicurezza 5 minuti, dimensioni mm 215x150x290 h, colore bianco.

Wall-mounted hairdryer with flexible hose, external body made of ABS, inside made of self-extinguishing material, safety timer set at 5 min.s, size mm 215x150x290h, white.



cod. **10929/1**
Porta-sapone per doccia.
Shower soap dish.

cod. **10929/3**
Porta-ombrelli in tubo di acciaio verniciato, capacità circa 20 ombrelli.

Umbrella stand in painted steel tube for approx. 20 umbrellas.

cod. **10930/C**
Corrimano orrizzontale continuo per bagni disabili, per stanze da m 2.30x2.30 ca.

Continuous horizontal handrail for toilets for disabled people, suitable for room size m 2.30x2.30 approx.

Graticci per doccia / Shower tiles

cod. **10913**
A listoni di legno verniciato al naturale, dimensioni cm 60x60.
Varnished wood-block tiles, size cm 60x60.

cod. **10914**
In plastica cm 60x60, colore bianco.
Plastic shower tiles, cm 60x60, white.

cod. **10914/50C**
In plastica cm 50x50x2,5 componibili, antisdrucciolo, resistenti ad acidi, solventi e grassi.

Attachable plastic shower tiles, non-slip, impervious to acids, solvents and grease, cm 50x50x2.5.



cod. **10926**
Distributore di sapone liquido in acciaio inox a pulsante, erogazione monodose, capacità lt 0,5, altezza cm 20, diam cm 10.

Liquid soap dispenser made of stainless steel with push-button, single-dose dispensing, capacity lt 0.5, height cm 20, diam. cm 10.



cod. **10926/1**
Distributore di sapone liquido in acciaio inox a pulsante, erogazione monodose, capacità lt 1,2, altezza cm 20, diam cm 10.

Liquid soap dispenser made of stainless steel with push-button, single-dose dispensing, capacity lt 1.2, height cm 20, diam. cm 10.


Asciugacapelli elettrico Electric hairdryer

cod. **10924**
Da parete a pulsante con temporizzatore, esterno in abs, interno autoestinguente, dimensioni mm 10x205x275 h, colore bianco.

Wall-mounted hairdryer with push-button and timer, external body made of ABS, inside made of self-extinguishing material, size mm 210x205x275h, white.



cod. **10929**
Scopino per WC.
Toilet brush.



cod. **10929/2**
Porta carta igienica.
Toilet roll holder.



cod. **10928**
Cestino porta-carte in PVC.
PVC waste bin.



cod. **10929/4**
Porta-salviette a parete, capacità 500 pz, dim. cm 28,5x14,5x41,5 h, colore bianco.
cod. Wall-mounted paper-towel dispenser, capacity 500 pcs., size cm 28.5x14.5x41.5h, white.

Armadio spogliatoio / Lockers for locker room

cod. **10920**

1 posto in lamiera verniciata con ripiano portaoggetti, attaccapanni, chiusura con maniglia porta lucchetto, dim. mm 350x360x1800 h. Colore grigio, ante colorate a richiesta, serratura con chiave a richiesta. (B1).

1-compartment locker in painted sheet plate with shelf, coat hook, lock with padlock and handle, size mm 50x360x1800 h Grey locker, coloured doors upon demand, lock with key upon demand. (B1).

cod. **10921**

2 posti come art 10920 ma dim. mm 350x700x1800 h (B2).

2-compartment locker as code 10920 but in size mm 350x700x1800h (B2).



cod. **10921/4**

4 posti sovrapposti come art 10920 ma dim. mm 350x700x1800 h (B2+2).

Same locker as code 10920 but with 4 stacked compartments, size mm 350x700x1800h (B2+2).

cod. **10922/C**

Chiusura a chiave per armadi spogliatoio, al posto.

Key lock for lockers, price per compartment.

cod. **10922**

3 posti come art. 10920 ma dim. mm 350x1020x1800 h (B3).

3-compartment locker as code 10920 but in size mm 350x1020x1800h (B3).

cod. **10922/6**

6 posti sovrapposti come art 10920 ma dim. mm 350x1020x1800 h (B3+3).

Same locker as code 10920 but with 6 stacked compartments, size mm 350x1020x1800h (B3+3).



cod. **10918**

Armadio metallico a 10 caselle dim. mm 350x700x1800 h, con 10 sportelli cm 30x30 in abs in 5 diversi colori, chiusura con chiave.

10-compartment metal locker, size mm 350x700x1800h, with 10 doors size cm 30x30 made of ABS in 5 different colours, lock with key.



Casellario portavalori / Cabinet for valuable items

cod. **10918/C**

Per palestra in legno, interno in laminato plastico, rivestimento esterno in alluminio, sportelli in alluminio anodizzato. Dimensioni singola casella: cm 8,5 larghezza, cm 15 altezza, cm 18,5 profondità. Serrature a cilindro, combinazione minima 30 posti.

Wooden cabinet for sports clubs with plastic laminated interior, external cladding made of aluminium and doors in anodised aluminium. Cell size: width cm 8.5, height cm 15, depth cm 18.5 Cylinder lock; min. combination 30 cells.



cod. **11930**

Armadio a vetri in acciaio verniciato, 1 porta a battente con serratura, 4 ripiani interni regolabili dim cm. 60x40x160 h.

Painted steel cabinet with glass sides, 1 hinged glass door with lock, 4 height-adjustable shelves size cm 60x40x160 h.

cod. **11935**

Letto visita medica in tubo di acciaio cromato, smontabile, testiera inclinabile, piano imbottito e rivestito in skay colore nero, dim. cm 185x56x75 h (340).

Examination couch with chromium-plated steel tube frame, portable, reclining bedhead panel, padded top lined with black skay, size cm 185x56x75h (340).

cod. **11936**

Supporto porta lenzuola per art. 11935 (640978).

Paper-roll support for code 11935 (640978).

cod. **11936/1**

Lenzuolo a rotolo per art 11936 (G400)

Paper sheet roll for code 11936 (G400).

cod. **11942**

Paravento a 3 ante in acciaio cromato e teli in cotone, dimensioni m160x150.

Bedside screen with 3 folds, chromium-plated steel construction and cotton sheets, size m 160x150.

cod. **11937**

Scendiletto a 2 gradini in acciaio cromato.

Two-step foot stool in chromium-plated steel.

cod. **11938**

Sgabello girevole in alluminio, sedile regolabile in altezza (3042).

Swivelling aluminium stool, height-adjustable seat (3042).

cod. **11943**

Attaccapanni a colonna girevole a 8 posti in acciaio cromato con portaombrelli.

Swivel clothes stand, 8 hooks, in chromium-plated steel with umbrella holder.

cod. **11932**

Bilancia pesa-persona, portata kg 120, completa di statimetro.

Scales for people, max. weight kg 120, with height measurer.

cod. **11933**

Bilancia pesa-persona economica, portata kg 120, completa di statimetro.

Cheap scales for people, max. weight kg 120, with height measurer.

cod. **11940**

Portarifiuti in acciaio verniciato, apertura a pedale, secchiello interno in plastica estraibile.

Painted steel waste bin, pedal opening, removable plastic bucket inside

cod. **11945**

Scrivania in acciaio verniciato, piano in laminato, cassetiera a 3 cassette con serratura, dim. cm 130x76x78 h.

Painted steel desk, laminate top, chest of drawers with 3 drawers and lock, size cm 130x76x78 h.

cod. **11946**

Poltroncina con braccioli, struttura in acciaio verniciato, imbottita.

Small padded armchair with armrests, painted steel construction.

cod. **11947**

Sedia in acciaio verniciato, sedile e schienale imbottiti.

Painted steel chair, padded seat and backrest.



cod. **11952**
Cassetta medica portatile completa di accessori di medicazione, contenitore in abs cm 23x20x9, contenuto adatto al pronto soccorso per piccoli ambienti.

Portable first-aid case with medication accessories, ABS case size cm 23x20x9, content suitable for first aid in small environments.



cod. **11953**
Cassetta medica Special portatile completa di accessori di medicazione, contenitore in abs cm 28x22x11, contenuto a norma art 1 DM28/7/58 consigliato per piccole aziende, officine, laboratori.

"Special" portable first-aid case with medication accessories, ABS case size cm 28x22x11, content in compliance with art. 1 of Min. Decree 28/7/58, suitable for small firms, workshops, laboratories.



cod. **11953/4**
Cassetta medica in metallo a parete, colore bianco, dimensioni cm 45x32x19, 4 ripiani interni, serratura con chiave, contenuto a norma art 2 DM28/7/58 consigliato per attività oltre 6 persone, ideale per ristoranti, negozi, scuole...

Wall-mounted metal first-aid cabinet, white, size cm 45x32x19, 4 internal shelves, lock with key, content in compliance with art. 2 of Min. Decree 28/7/58 suitable for any activity involving the presence of over 6 people, and particularly for restaurants, shops, schools.

cod. **10954**
Rianimatore manuale APOLLO RMA018, valigetta in polipropilene antiurto dim. cm 50x36x12.



Kit di primo intervento contenente i presidi per una prima ed efficace rianimazione, idoneo per ambulatori, studi dentistici, centri sportivi, mezzi di soccorso.

APOLLO RMA018 manual resuscitation kit; shock-proof polypropylene case, size cm 50x36x12. First-aid kit containing all the necessary items for an effective preliminary resuscitation action, and suitable for GP surgeries, dental surgeries, sports centres, rescue vehicles.

Barella / Stretcher

cod. **11950**
Barella porta feriti in tubo di acciaio verniciato e tela PVC, dim. cm 200x60x20 h.

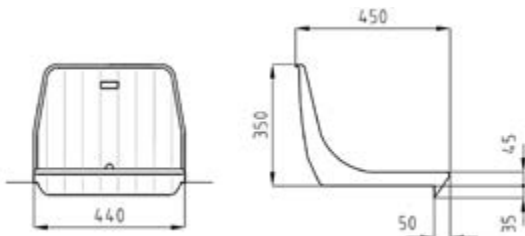
Stretcher for injured person in painted steel and PVC cloth, size cm 200x60x20 h.

cod. **11951**
Barella porta feriti ripiegabile, struttura in alluminio, telo poliestere spalmato pvc, dim. aperta cm 203x50x14 chiusa cm 96x50x17.

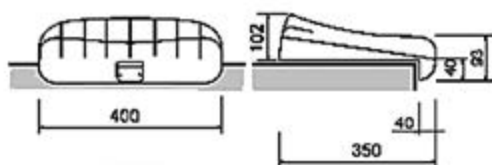
Stretcher for injured person in painted steel and PVC cloth, size cm 200x60x20 h.



Sedili / Seats



cod. **M2003**
Sedile con schienale alto ignifugo C1.
Seat with high backrest, C1 fire-retardant material.






cod. **M90**
Sedile senza schienale con frontalino ignifugo C1.
Seat without backrest C1 fire-retardant front panel.



Tribune fisse / Stationary stands

TRIBUNE MODULARI / MODULAR STANDS






cod. **12000**

Tribuna modulare da interno veniciata. Composta da lamiere sagomate e struttura metallica di supporto, collegate longitudinalmente tra loro ad incastro su montanti ogni 250 cm. Completa di piani di calpestio, ed elementi di seduta. Dimensioni a richiesta.

Indoor modular stand, painted. Manufactured from profiled sheet metal and a supporting metal frame, connected lengthwise one to the others by joint posts every 250 cm. They feature walking surfaces and seats. Size upon demand.







**Tribune modulari da interno /
Indoor modular stands painted**




Tribune fisse con sedili in pvc / Stationary stands with PVC seats





**Tribuna telescopica per interno /
Indoor telescopic stand**



Tribune telescopiche / Telescopic stands



cod. **12000/T**

Tribuna telescopica scorrevole su carrelli posti a sostegno dei gradoni.
Piani di calpestio, panchette, frontalini escale di smistamento realizzati in multistrato marino idrorepellente.
Dimensioni a richiesta.

Telescopic stand sliding on the trolleys that support the terraces. Walking surfaces, benches, front panels and access stairs are made of water-repellent multi-layer wood.
Size upon demand.



Panchette su tre file trasportabili per interno / Indoor portable benches



cod. **12005**

Panchetta su 3 file trasportabile su ruote, struttura in acciaio zincato, piani di seduta e calpestio in carply.

Small stand with 3 rows, movable on wheels, galvanised steel frame, seats and walking surfaces made of Carply.

Panchette su tre file trasportabili per esterno / Outdoor portable benches

cod. **12006**



Panchetta su 3 file trasportabile su ruote, struttura in acciaio zincato, sedili in pvc, piani di calpestio in carply.


Small stand with 3 rows, movable on wheels, galvanised steel frame, PVC seats, walking surfaces made of Carply.





**Panchette su tre file trasportabili per interno con sedili in pvc /
Indoor portable benches with pvc seats**







Divisori e parapetti / Crush barriers





Impalcati / Frameworks for stands





**Sala polifunzionale con sistema di sedute a scomparsa /
Conference hall with seats folding under the floor**




Aree multisport / Multifunctional rinks



cod. **12020**

Aree Multisport. Concetto modulare per costruire vere e proprie aree recintate, nel rispetto delle normative vigenti in materia di sport e aree ricreative. La realizzazione modulare per mezzo di una struttura portante in acciaio zincato e pannelli in resina melaminica colorati permette di ottenere aree complete per giocare a calcetto, pallamano, volley, basket personalizzabili su richiesta del cliente.

Multifunctional rinks. A modular concept to create actual fenced areas in full compliance with the regulations in force on sports and recreational areas. The modular construction, based on a load-bearing galvanised-steel framework plus coloured melamine resin panels, offers the possibility to create fully equipped areas to play 5-a-side soccer, handball, volleyball, and basketball. These areas can be customised according to our customers' requirements.



Arene / Outdoor sports arenas





CREDITS /

GSSPORT GROUP
via Vallicelli 8
47011 Castrocaro Terme (FC)
tel. +39 0543 756080
info@gssport.it
www.gssportgroup.com



Attenzione: il colore delle attrezzature è indicativo e può essere modificato in relazione ai cicli produttivi aziendali. Non si accettano contestazioni per variazioni di colore rispetto alle foto pubblicate.

Please note: the colour of the equipment is indicative only and can be changed depending upon the company production cycles.

No claims shall be accepted for any change in colours compared to the pictures in the catalogue.

